

Security
WHOLESALEERS



How to Unbind AX PRO Panel Hik-Connect

Security
WHOLESALEERS


| | | | | | |
|-----------------|--|-----------------|------|--------------|------------|
| Title: | How to Unbind AX PRO Panel Hik-Connect | Version: | v1.0 | Date: | 03/02/2021 |
| Product: | DS-PWA Series AX PRO Wireless Security Control Panel | | | Page: | 1 of 1 |

Preparation

1. DS-PWA Series AX PRO Wireless Security Control Panel(V1.2.2_build210107 or later)
2. Hik-connect (V4.12 or later)

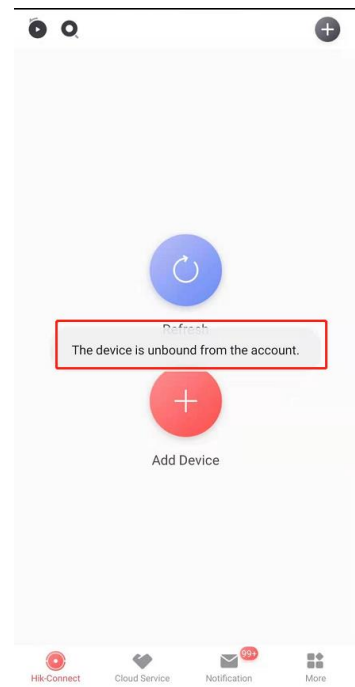
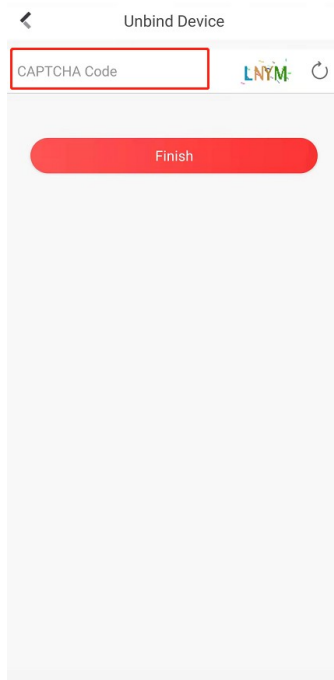
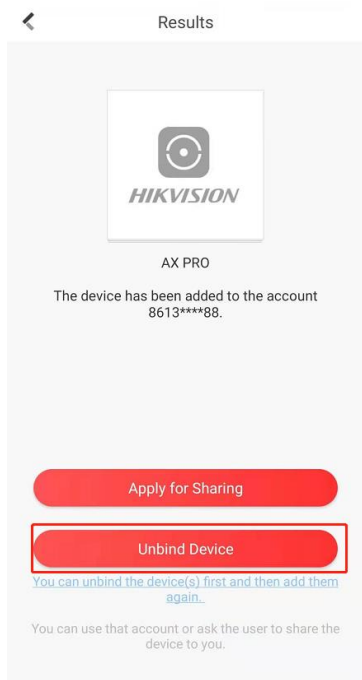
How to Unbind AX PRO Panel Hik-Connect


1. Find the Reset Button on AX PRO Panel



2. Unbind Steps

- 1) Power On the Panel
- 2) Hik-connect Mobile and AX PRO connect to same local network.
- 3) **Double-Press the Panel Reset button to enter unbind mode.**
- 4) Select the device and click unbind button , add enter captcha code and then click the Finish, device will unbind successfully.





See Far, Go Further

Security
====**WHOLESALE**